ATCSA 2017
MELBOURNE



FINAL PROGRAM

27TH ANNUAL CONGRESS OF THE ASSOCIATION OF THORACIC AND CARDIOVASCULAR SURGEONS OF ASIA

16 - 19 NOVEMBER 2017

MELBOURNE CONVENTION AND EXHIBITION CENTRE, AUSTRALIA

PROUDLY HOSTED BY
AUSTRALIAN & NEW ZEALAND SOCIETY OF CARDIAC & THORACIC SURGEONS

www.atcsa2017.com





Platinum Sponsor:
Edwards



Contents

Welcome 3
Sponsors 4
Invited Speakers 5
General Information 10
ATCSA 2017 Organising Committee 12
Industry Exhibition 13
Nurses Education Day 14
Pre-Congress Activities 15
Scientific Program 20
Venue Floor Plan 36
Location Map 37



Welcome

We would like to extend a warm welcome to the 27th Annual Congress of the Association of Thoracic and Cardiovascular Surgeons of Asia (ATCSA 2017). The Australian & New Zealand Society of Cardiac and Thoracic Surgeons is very proud to host the Congress from 16 – 19 November 2017 at the Melbourne Convention and Exhibition Centre, Melbourne, Australia.

The ATCSA has always been a wonderful opportunity for colleagues from Asia, the Middle East and the Pacific to come together to share their experience and learn from each other in an open and inclusive forum.

The distinguished international faculty will be actively involved in all aspects of the program from lectures to group discussions to workshops and hands-on wet labs. The scientific program will be diverse and cater for all interests, with a focus on areas of importance to the region. Evolving areas in cardiac and thoracic surgery will be covered and there will be a Techno Practicum focusing on the interface between surgeons and cardiologists.

A highlight of the Congress will be various pre-congress activities covering complex mitral valve management, aortic valve/root reconstruction, thoracic, aortic arch, and coronary surgery. The Nurses Education Day and Trainees education programs will target areas specific to these attendees. There will be a number of excellent wet labs and dry labs including an excellent Minimally Invasive Thoracic Workshop.

Melbourne is a wonderful cosmopolitan city with an array of attractions too numerous to mention.

We look forward to seeing our old friends and to making new ones.

Regards

ATCSA 2017 Organising Committee



27TH ANNUAL CONGRESS OF THE ASSOCIATION OF THORACIC AND CARDIOVASCULAR SURGEONS OF ASIA

Sponsors

Platinum: Edwards

Also sponsors of the Trainees Workshop, a Pre-Congress Symposium / Wet Lab, a Masterclass and the Nurses Education Day including the Nurses Wet Lab.

Gold: ST. JUDE MEDICAL IS NOW ABBOTT; Johnson & Johnson MEDICAL COMPANIES; LivaNova Health innovation that matters; Medtronic Further, Together

Also sponsors of a Pre-congress Symposium / Wet Lab and the Nurses Education Day.

Affinity Partner: Avant mutual group

Providing insurance solutions for doctors.

RACS Visitor Grant Program: Royal Australasian College of Surgeons

---

Exhibitors

Abiomed
Acelity
Admedus
Advanced Biomedical
ANZSCTS Database
Australian Red Cross Blood Service
Avant Mutual Group
Baxter Healthcare
BD
Biotronik
DeSoutter Medical
Device Technologies
Getinge
Karl Storz Endoscopy Australia Pty Ltd
LMT Surgical
Majestic Opals
Matrix Surgical
Maurice Blackburn Lawyers
Medela Australia
MediGroup EBI
Posthorax Australia
Reid Healthcare
Roche Diagnostics
Rymed Pty Ltd
Smith & Nephew Pty Ltd
Teleflex Medical Australia
Zimmer Biomet

Invited Speakers



Associate Professor Shanda Blackmon

Shanda H. Blackmon, M.D., M.P.H., F.A.C.S., limits her practice to thoracic surgery, with a special interest in minimally invasive surgery and innovation. Dr Blackmon completed college at The University of Texas in Austin where she worked as an artist painting for a year after college. She then completed a Master's Degree, Medical School, and General Surgery training in Atlanta, Georgia by 2003. She then completed Cardiothoracic Surgery Residency at Baylor College of Medicine in Houston, Texas. She was awarded the Clinical Instructorship position in thoracic surgical oncology at The University of Texas MD Anderson Cancer Center, and was then recruited to build a Division of Thoracic Surgery at Houston Methodist Hospital. Dr Blackmon was Chief of the Division of Thoracic Surgery at Houston Methodist Hospital for eight years, serving as the Director of The Methodist Multidisciplinary Thoracic Tumor Board and Director of the Lung Cancer Screening Program. She has now joined 5 other surgeons at Mayo Clinic in Rochester, MN, where she currently is Associate Professor and Consultant in the Division of Thoracic Surgery, Department of Surgery. She currently is the Principal Investigator or a Co-Investigator at Mayo Clinic in several clinical trials addressing novel technology such as cryotherapy to the pleura for mesothelioma, lung ablation, and endoluminal technology. She treats mediastinal tumors, lung cancer, mesothelioma, esophageal cancer and diseases of the esophagus. She teaches regular courses on endoluminal techniques and VATS lobectomy. She also does robotic surgery and is a leader in minimally invasive chest wall and hybrid superior sulcus tumor resection. She has developed a specialized team to reconstruct the esophagus with jejunum, leads a multi-disciplinary lung ablation team, has patented a novel esophageal anastomotic buttressing device, and utilizes a hybrid room for complex lung navigation cases. She is also a pioneer in three dimensional printing and building prototypes for complex thoracic resections using unique imaging modalities. She has developed a computerized patient management system for following patients after esophageal reconstruction.

She is Board-certified by the American Board of Surgery and the American Board of Thoracic Surgery. She is a member of AATS, WTS, STS, STSA, ACS, AWS, SAGES, and GTSC. She serves on the following boards or councils: TSFRE, STS, WTS, ATS, STSA, and the ACS Thoracic Advisory Council. Dr Blackmon has published several professional papers and textbook chapters, edited many textbooks, and has made numerous scientific presentations on the topics of thoracic surgery, thoracic oncology, new technology, and minimally invasive surgery. Her book on Esophageal Disease and Intervention was just published by Springer. She is a current Deputy Editor for The Annals of Thoracic Surgery.



Dr Michael Borger

Dr Michael Borger completed his cardiac surgery training and a PhD in Clinical Cardiovascular Sciences at the University of Toronto, Canada in 2001. After completing a one-year fellowship with Dr Fred Mohr at the Leipzig Heart Center in 2002, he took a position as Staff Cardiac Surgeon at the Toronto General Hospital and Associate Professor of Surgery at the University of Toronto from 2002 to 2006 under the mentorship of Dr Tirone David. In 2006, Dr Borger returned to Germany as a staff surgeon at the Leipzig Heart Center. He became Professor of Surgery at the University of Leipzig in 2008 and was appointed as Assistant Director of the Leipzig Heart Center in 2009. In 2014, Dr Borger became the Director of Aortic Surgery and the Director of the Cardiovascular Institute at Columbia University Medical Center (CUMC) in New York. He was also appointed the George H. Humphries Professor of Surgery at CUMC. In 2017, Dr Borger returned to Leipzig as the Director of Cardiac Surgery at the Leipzig Heart Center.

Dr Borger's clinical and research interests include aortic surgery, minimal invasive and percutaneous valve procedures, aortic and mitral valve repair surgery, and ischemic mitral regurgitation. He is an author on over 300 peer-reviewed publications and sits on the Editorial Board of the Journal of Thoracic and Cardiovascular Surgery, the Canadian Journal of Cardiology, and AORTA. He is also the Associate Editor for the Thoracic Vascular section of the European Journal of Cardiothoracic Surgery, and an Associate Editor for the journal Structural Heart: The Journal of the Heart Team.



Dr Duke Cameron

Dr Duke Cameron is a graduate of Harvard College and Yale Medical School. He completed his general surgery training at Yale-New Haven Hospital and his cardiothoracic fellowship training at the Johns Hopkins Hospital. After his training, he remained on the faculty at Johns Hopkins, and rose to the rank of Professor and Cardiac Surgeon-in-Charge, as well as the Director of the Dana and Albert "Cubby" Broccoli Center for Aortic Diseases. He joined the staff at the Massachusetts General Hospital in Boston in 2017, where he now focuses on surgery for aortic and adult congenital heart disease. He has a longstanding interest in aortic surgery for Marfan syndrome, Loeys-Dietz syndrome and other connective tissue disorders. He has edited several textbooks in adult and pediatric cardiac surgery and authored over 190 peer reviewed papers. He is president-elect of the American Association for Thoracic Surgery.

Invited Speakers (cont'd)



Dr Kuan-Ming Chiu

Dr Chiu has performed more than 5000 cardiac operations, including over 3000 CABG, more than 1500 valve surgeries, and 53 heart transplants. The core competencies of his team at Far Eastern Memorial Hospital (FEMH) are in off-pump coronary artery bypass (OPCAB) and minimally invasive cardiac surgery (MICS). In August 2010, Dr Chiu and his team initiated the Da Vinci cardiac surgery procedures and performed 52 such operations in past months. FEMH is considered a leader in endoscopic vessel harvest (EVH) procedures [more than 2100 cases of EVH experience, including 130 endoscopic radial artery harvests] and is also a premier training center in Asia. Several foreign cardiac surgeons have been to FEMH for EVH and MICS training. More than 85% of the isolated CABG procedures he performed were OPCAB. More than 85% of valve procedures at FEMH are performed via the sternum-sparing approach (MICS). Dr Chiu has been invited for oral presentations and live demonstrations of his OPCAB and sternum-sparing MICS techniques in Japan, China, Hong Kong, Macau, Vietnam, Malaysia and North Korea. Dr Chiu is also one of the principal investigators of the Einstein Study and the Hokusai Study. He has been invited to present the novel oral anticoagulant, factor Xa inhibitor in several important international symposiums.



Assistant Professor Andrew Choong

Andrew Choong is a consultant vascular, endovascular and aortic surgeon at the National University Heart Centre, Singapore and an Assistant Professor in the Department of Surgery of the Yong Loo Lin School of Medicine, National University of Singapore.

He graduated from the Imperial College School of Medicine and underwent higher surgical training on the North-West Thames rotation of the London Deanery. He completed his training as the international fellow at the Royal Brisbane and Women's Hospital, Queensland, Australia and senior registrar at the Imperial Vascular Unit at St Mary's Hospital, London. During this time, he became a Fellow of the Royal College of Surgeons of England and was awarded his Certificate of Completion of Training in the UK.

He is the 2012 recipient of the Royal College of Surgeons of England HJ Windsor prize and in 2014, by examination, was awarded the Fellowship of the European Board of Vascular Surgery with Honours, for the highest overall examination performance of all candidates.

His clinical area of expertise is complex aortic surgery, both open, hybrid and endovascular. His research interests are broad but he is particularly interested in the application of computational flow dynamics and 3D printing on the understanding of complex aortic pathologies and improving the outcomes in complex aortic surgery.

An active clinical researcher and supervisor, Andrew has published over 80 publications (peer reviewed journals, book chapters and invited articles) and over 100 presentations at international conferences and is core faculty for the National University Health System Research Residency Programme.



Dr Taweesak Chotivatanapong

Dr Taweesak Chotivatanapong is now serving as a PCU Director of Bangkok Heart Center, BDMS hospital network in Bangkok. He also serves as The Chairman of International Academic Institute Program of Central Chest Institute of Thailand. After receiving his training for CVT surgery in Thailand, he received further training in Australia and USA. He currently is The President of The Society of Thoracic Surgeons of Thailand. Most of his research is focused on Mitral Valve Repair, Ross operation for infective AV and especially in Rheumatic Valve Repair.



Dr Jeswant Dillon

Dr Dillon is the Head of Department of Cardiothoracic Surgery at the National Heart Institute, Kuala Lumpur, Malaysia. He obtained his MD from National University of Malaysia, the FRCS from Royal College of Surgeons of Edinburgh and completed the advanced fellowship in cardiothoracic surgery from the Mayo Clinic, USA. He has the largest experience in the country for several cardiothoracic procedures including minimally invasive mitral valve and aortic valve surgery, Maze procedure, sutureless aortic valve replacement, transcatheter aortic valve implantation, endoscopic thoracic sympathectomy and minimally invasive repair for pectus excavatum.

Nurturing an interest in innovation, he pioneered several therapies in the Asia Pacific region including endoscopic ablation for atrial fibrillation, mitral valve repair with biodegradable annuloplasty, awake coronary artery bypass grafting and sutureless Perceval AVR. In 2014, he performed the first-in-man minimally invasive implant of the VenTouch device for functional mitral regurgitation.

He has several publications in journals like Journal of Thoracic & Cardiovascular Surgery, European Journal of Cardiothoracic Surgery and Annals of Thoracic Surgery. He is also an invited reviewer for the JTCVS and Annals of Cardiothoracic Surgery. In 2015, he was an invited faculty to the Birmingham Review Course in Cardiothoracic Surgery in the United Kingdom. He was also a panellist on the 1st International Round Table webinar on "Mitral Valve Repair in Rheumatic Heart Disease"

Innovating Today to Transform Tomorrow

Driving breakthrough surgical heart valve therapies that advance patient care.





First Successful Artificial Heart Valve
Starr-Edwards heart valve



First Biomechanically Engineered Valve
Carpentier-Edwards PERIMOUNT pericardial valve



Industry-Leading Surgical Aortic Heart Valve
Carpentier-Edwards PERIMOUNT Magna Ease valve



Advanced Approach on a Proven Platform
EDWARDS INTUITY Elite valve system

New Class of Resilient Tissue Valves
INSPIRIS RESILIA aortic valve*

* NOT TGA APPROVED

Introducing the INSPIRIS RESILIA aortic valve – **the first product offering in a new class of resilient heart valves.**

Shouldn't your patients have a valve as resilient as they are?

Discover more at Edwards.com

For professional use. See instructions for use for full prescribing information, including indications, contraindications, warnings, precautions and adverse events.

Edwards, Edwards Lifesciences, the stylized E logo, Carpentier-Edwards, Magna, Magna Ease, EDWARDS INTUITY, EDWARDS INTUITY Elite, Starr-Edwards, PERI, PERIMOUNT, PERIMOUNT Magna, INSPIRIS, INSPIRIS RESILIA and RESILIA are trademarks of Edwards Lifesciences Corporation or its affiliates. All other trademarks are the property of their respective owners.

© 2017 Edwards Lifesciences Corporation. All rights reserved.

Edwards Lifesciences • Unit 2, 40 Talavera Road, North Ryde, NSW 2113 • edwards.com

Edwards

Invited Speakers (cont'd)

in 2015. He is a founding member and chairman of the Asia Pacific Valve Repair Group. He currently serves as a trainer-proctor to several medical companies training many cardiac surgeons in valve repair, minimally invasive surgery, suture less valve and Maze surgery.



Dr Sean Grondin

Sean C. Grondin, M.D., M.P.H., is Professor and Head, Department of Surgery, University of Calgary. In 1998, Dr Grondin completed his thoracic surgery residency at the University of Toronto. He subsequently completed a thoracic oncology fellowship at the Brigham and Women's Hospital in Boston and a Master's Degree in Clinical Effectiveness at the Harvard School of Public Health. From 1999 to 2000, Dr Grondin finished a second fellowship in Minimally Invasive Thoracic Surgery at the University of Pittsburgh. Dr Grondin's particular areas of interest include all aspects of thoracic oncology (lung and esophageal cancer, mediastinal malignancies, and mesothelioma). Dr Grondin is also interested in surgical workforce planning and the development of leadership skills for trainees.



Dr David Holzhey

Medical school in Leipzig (GER) training under Prof. Mohr in Leipzig.

Board exam for cardiac surgery in 2008, Consultant for cardiovascular surgery in Zurich (CH) and for cardiac surgery in Leipzig (GER).

Main interests and research fields: human factors in cardiac surgery, minimally invasive bypass surgery, minimally invasive valve surgery and catheter based valve interventions.



Dr Krishna Iyer

Dr Krishna Iyer is one of India's senior pediatric cardiac surgeons, recognised for his clinical expertise and wide ranging involvement with cardiac care for children in India and other developing nations.

Dr Iyer completed his M.B.B.S, M.S. and M.Ch. from All India Institute of Medical Sciences (AIIMS), New Delhi. Post education, he joined the cardiac surgery department of AIIMS and was Additional Professor at AIIMS before moving to Escorts Heart Institute in 1995 to set up its pediatric cardiac care division. He trained in pediatric and infant cardiac surgery at the Department of Pediatric Cardiac Surgery at the Royal Children's Hospital, Melbourne, Australia. Since his return he has endeavored to popularize the specialty of pediatric and congenital heart surgery in India.

Dr Iyer began the first dedicated pediatric cardiac care program in North India at Escorts Heart Institute Research Centre (now Fortis-Escorts Heart Institute) in 1995. Under his guidance, this pediatric cardiac program has become the benchmark for cardiac care for children in India and its South East Asian neighbours. The department caters not only to children from all parts of India but also to international patients from over 15 countries. He has performed original work on rapid two-stage arterial switch procedures and performed the first successful rapid two stage arterial switch and double-switch operations in India.

His current interests are in establishing benchmarks for outcomes in congenital heart disease, perfecting complex neonatal cardiac surgery, salvaging late presenters of congenital heart disease, and developing cost effective cardiac care for children in developing countries.

He has contributed prolifically to furthering the cause of pediatric cardiac care through more than one hundred research publications in national and international journals, authoring sections in medical books on paediatric and neonatal cardiac surgery and travelling to cities across India and abroad to deliver lectures.

He was the Founding President of Asia-Pacific Pediatric Cardiac Society and President of Pediatric Cardiac Society of India. He is on the steering committee of the World Congress of Pediatric Cardiology and Cardiac Surgery and an international member of the AATS. He has been instrumental in supporting pediatric cardiac programs in Bangladesh, Indonesia, Nepal and Malaysia.

He has completed 11,000 surgeries for congenital heart disease at FEHI since 1995 and a total of 14,000 surgeries for congenital heart disease.



Dr Teresa Kieser

Teresa M. Kieser, MD, PhD is a Consultant Cardiothoracic and Vascular (CVT) Surgeon, Associate Professor at Foothills Medical Centre at the Libin Cardiovascular Institute of Alberta, University of Calgary. She was board certified in General Surgery in Canada and USA in 1985 and in Cardiovascular and Thoracic Surgery in 1986 in Canada.

Immediately upon completion of residency she started the Cardiac Surgery Program at Foothills Medical Centre, University of Calgary in Jan 1988 with performance of the first heart surgery on September 12, 1988. Her areas of interest include total arterial revascularization, (predominantly with bilateral

Invited Speakers (cont'd)

mammary arteries), skeletonization with harmonic technology, intraoperative assessment of graft patency (TTFM and ECUS) and off-pump CABG.

She receives international invitations to speak as well as to operate – (Kazakhstan, Astana 2010 and Almaty 2013 and Varna, Bulgaria 2013) to demonstrate and teach BIMA grafting. She defended her PhD thesis, 'Building a Better Bypass with Emphasis on Bilateral Internal Mammary Grafting', on October 8 2015 at Erasmus University, Rotterdam under Promotor Prof Dr A.P. Kappetein. She teaches for the EACTS Academy in Windsor England (Level 1 Skills Program) and as a Level 4 instructor for visiting European delegates to the University of Calgary.



Associate Professor Theo Kofidis

Associate Professor Theo Kofidis is Head of Adult Cardiac Surgery at the Singapore National University Hospital, Senior Consultant Cardiothoracic Surgeon, an expert minimally invasive heart surgeon and avid researcher. He is Chairman of I.R.I.S. (Initiative for Research and Innovation in Surgery), has introduced various new technologies, and launched new types of less invasive surgery. He has trained in some of the world's leading institutions (Rochester, NY/Texas Heart, Houston/ Hannover Germany, Stanford, CA, USA). He is decorated with various international awards and carries various offices and commitments internationally and was recently elected member of the AATS. He has lectured for the AMA, the FDA, the Bill Gates Research Institute and more. As an academic teacher, proctor and Consultant for a number of companies in the field-related industry, he is holding events and workshops in various countries around the world. Professor Theo Kofidis lives in Singapore with his wife Persephone and daughter Danai, loves to fly airplanes, photograph, work out and read.



Dr Emmanuel Lansac

Emmanuel Lansac is a valve specialist in cardiac surgery, in the Department of Cardiac Pathology of the Institut Mutualiste Montsouris, Paris. He did his surgical training in Paris Hospital and learned mitral valve repair with Professor A Carpentier and Professor C Acar. In 2000, he did his PhD in dynamic anatomy of the aortic valve complex with Professor Duran at The International Heart Institute of Montana Foundation, USA. Since then he developed a standardized and physiological approach to aortic valve repair for aortic root aneurysms and/ or isolated aortic insufficiency, based on a new expansible aortic ring annuloplasty. Emmanuel Lansac is the main investigator of the prospective multicentric CAVIAAR trial (Conservative Aortic Valve surgery for aortic Insufficiency and Aneurysm of the Aortic Root) comparing this approach with the mechanical Bentall procedure. As chairman of the aortic valve repair group from the Heart Valve Society, he gathered a large international consortium of physicians and scientists involved in dystrophic aortic insufficiency and root aneurysm management who initiated the international AVIATOR registry. Their goal is to combine forces and share experience to address key epidemiological issues and raise better medical evidence for surgical indications as well as the place of repair versus replacement in aortic valve surgery. He has authored or co-authored over 50 publications and organises an annual aortic valve repair master class.



Dr Mohamed Ezani Taib

Dr Mohamed Ezani is a senior consultant cardiothoracic and transplant surgeon at the National Heart Institute (IJN), Kuala Lumpur. He is also the Head of IJN Private Healthcare Division. He was formerly the Clinical Director of Thoracic Transplantation and Mechanical Heart Devices and department Head of Cardiothoracic surgery at the same Institute.

He graduated from University of Malaya, Kuala Lumpur and obtained his FRCS from Glasgow. He was subsequently trained at the Alfred Hospital, Melbourne, Papworth Hospital, Cambridge and Heart and Diabetes Center, Bad Oyenhausen.

Dr Ezani was the pioneering team member of Malaysia's heart transplant team, he performed Malaysia's first single lung, double lung transplant and heart-lung transplant. He was responsible for setting up the LVAD in IJN and became a regional lead surgeon and proctor in LVAD. He has personally performed almost all the transplant and LVAD surgery in the country.

His other interest includes minimally invasive CABG, valve and lung resections and one of the largest series of MIS-CABG in the country.

Currently he is actively involved in hospital management and leads many hospital projects especially in health economics within IJN. He is also one of the trainers for the cardiothoracic training program in Malaysia.

He was formerly the President of ATCSA and MATCVS (Malaysian Association of Thoracic and Cardiovascular Surgery). In recognition of his services, Dr Ezani had received awards from the HRH King of Malaysia and HRH Sultan of Perak.



General Information

Venue

The meeting will be held at the Melbourne Convention and Exhibition Centre from Thursday 16 November to Sunday 19 November 2017. For further information please visit: www mcec.com.au

Registration Desk

The registration desk is located on the Level 2 Foyer, Melbourne Convention and Exhibition Centre.

Opening Hours:

Thursday 16 November 2017	7:00am to 5:00pm
Friday 17 November 2017	7:00am to 6:00pm
Saturday 18 November 2017	6:45am to 6:00pm
Sunday 19 November 2017	8:00am to 12:30pm

Speakers' Support Centre

The Speakers' Support Centre is located in Room 205, Level 2, Melbourne Convention and Exhibition Centre. It is essential that all speakers check-in at the Speakers' Support Centre no less than two sessions prior to presenting.

Name Badges

Your name badge is essential for entry into the Congress. Please collect your name badge from the registration desk prior to entering the scientific sessions and industry exhibition area.

Dress

Scientific Sessions:	Smart Casual
Welcome Reception:	Smart Casual
Congress Dinner:	Smart Casual (no denim)

Continuing Professional Development

This educational activity has been approved in the RACS CPD Program. Fellows who participate can claim one point per hour (maximum 19 points) in Maintenance of Knowledge and Skills. Participation in this activity will be populated into your RACS CPD Online.

Certificate of Attendance

Delegates requiring a certificate of attendance should register their request with staff at the registration desk and certificates will be emailed to these delegates after the conclusion of the meeting.

Posters

Scientific posters will be displayed electronically at poster stations located in the industry exhibition area.

Internet Facilities

Network: ATCSA2017
Password: ATCSA2017

Dietary Requirements

Please note that the venue is responsible for all catering at the meeting and ATCSA/Meeting Organiser does not inspect or control food preparation areas or attempt to monitor ingredients used. You should contact the venue directly for all special dietary requirements during the meeting, irrespective of whether details have been provided to ATCSA/Meeting Organiser. If ATCSA/Meeting Organiser requests information about your dietary requirements for a specific event ATCSA/Meeting Organiser will endeavour to forward the information provided to the venue (time permitting). ATCSA/Meeting Organiser will not retain information provided for future events, so you must verify your requirements for each event. Even if information is requested or provided, ATCSA/Meeting Organiser takes no responsibility for ensuring that the venue acknowledges your dietary requirements or that these requirements can be met. In all cases you must verify for yourself that your dietary requirements have been met and ATCSA/Meeting Organiser refutes any and all liability for any failure to adequately provide your special dietary requirements or any consequential damage resulting from such failure.

Official Functions

ATCSA Welcome Reception

Date: Thursday 16 November 2017
Time: 6:00pm to 9:00pm
Venue: Level 2 Foyer, Melbourne Convention and Exhibition Centre
Cost: Complimentary for registered delegates

Additional tickets cost $95.00 per person.

Tickets are essential. If you would like to purchase an additional ticket, please visit the registration desk regarding availability.

ATCSA Congress Dinner

Date: Saturday 18 November 2017
Time: 7:00pm to 11:00pm
Venue: Great Hall, National Gallery of Victoria
180 St Kilda Road, Melbourne
Cost: $170.00

Tickets are essential. If you would like to purchase an additional ticket, please visit the registration desk regarding availability.

Transfers: Please meet at the main entrance, Melbourne Convention Centre, coach parking opposite the Pan Pacific Melbourne at 6:20pm sharp for 6:30pm departure.

Prolene®

Not all sutures are created **equal**

Launching new technology since 1969



Since 1969, surgeons have trusted Prolene® suture

- Prolene® resists involvement in infection and has been successfully employed in contaminated and infected wounds[1]
- Prolene® provides a smooth passage through tissue[1]
- Prolene® is engineered to create the right balance of strength and pliability. The pliability allows Prolene® to stretch before breaking[2]

Today, Prolene® continues the journey with new technology

- Prolene® with HEMO-SEAL™ Technology
  - Bringing the suture/needle ratio closer to 1:1 for your anastomosis
  - Providing a 44% reduction in needle hole leak rate*[3]
- Prolene® with EVERPOINT™ Needles
  - Unique Tungsten-Rhenium Alloy
  - Providing up to 70% better penetration than traditional Stainless Steel Alloy[4]

*compared with standard Prolene® suture

References: 1. Prolene® Instructions for Use (IFU), 2. Data on File, Ethicon Inc. R&D Memo 26th May 2015, 3. Sergeant P et al. Needle-to-suture ratio, as well as suture material, impacts needle-hole bleeding in vascular anastomoses. Interactive CardioVascular and Thoracic Surgery (2016) 1-4, 4. Data on File, Ethicon, Inc. EVERPOINT™ Competitive Assessment, CT10-033. 2010

ETHICON
PART OF THE Johnson & Johnson FAMILY OF COMPANIES

Shaping the future of surgery

Johnson & Johnson Medical Pty Ltd.
1-5 Khartoum Road, North Ryde NSW 2113
© 2016 Ethicon Inc. All Rights Reserved.
060899-160929 October 2016



General Information (cont'd)

Business Meetings

Reviewing the Review
Heart, Lung and Circulation Session
Date: Thursday 16 November 2017
Time: 5:00pm to 6:00pm
Venue: Room 208

ANZSCTS Annual General Meeting
(ANZSCTS Members Only)
Date: Friday 17 November 2017
Time: 5:45pm to 6:30pm
Venue: Melbourne Room 2

ATCSA Council Member Meetings
Date: Friday 17 – Saturday 18 November 2017
Time: 9:00am to 1:00pm
Venue: Room 210

Chair and Supervisors Meeting and
SET Trainee Feedback Session
Date: Friday 17 November 2017
Time: 1:30pm to 4:00pm
Venue: Room 206

Congress Organisers

Conferences & Events Management
Royal Australasian College of Surgeons
College of Surgeons Gardens
250 -290 Spring Street
East Melbourne VIC 3002
Australia

T: +61 3 9276 7406
F: +61 3 9276 7431
E: atcsa2017@surgeons.org

ATCSA 2017 Organising Committee

Trevor Fayers	ANZSCTS President
Aubrey Almeida	ANZSCTS Vice President
Andrew Cochrane	ANZSCTS Science and Education Chair and Chief Scientific Convener
Paul Bannon	ANZSCTS Past President and Scientific Convener
James Tatoulis	Scientific Convener
Julian Smith	Scientific Convener
Sean Galvin	Scientific Convener
Philip Hayward	Scientific Convener
Phillip Antippa	Scientific Convener
Jayme Bennetts	ANZSCTS Elected Representative
Homayoun Jalali	ANZSCTS
Yishay Orr	ANZSCTS
Rochelle Wynne	Nurses Convener
Michael Nugara	ANZSCTS CEO
Nick Danes	ANZSCTS COO

Industry Exhibition

Level 2, Melbourne Room 1

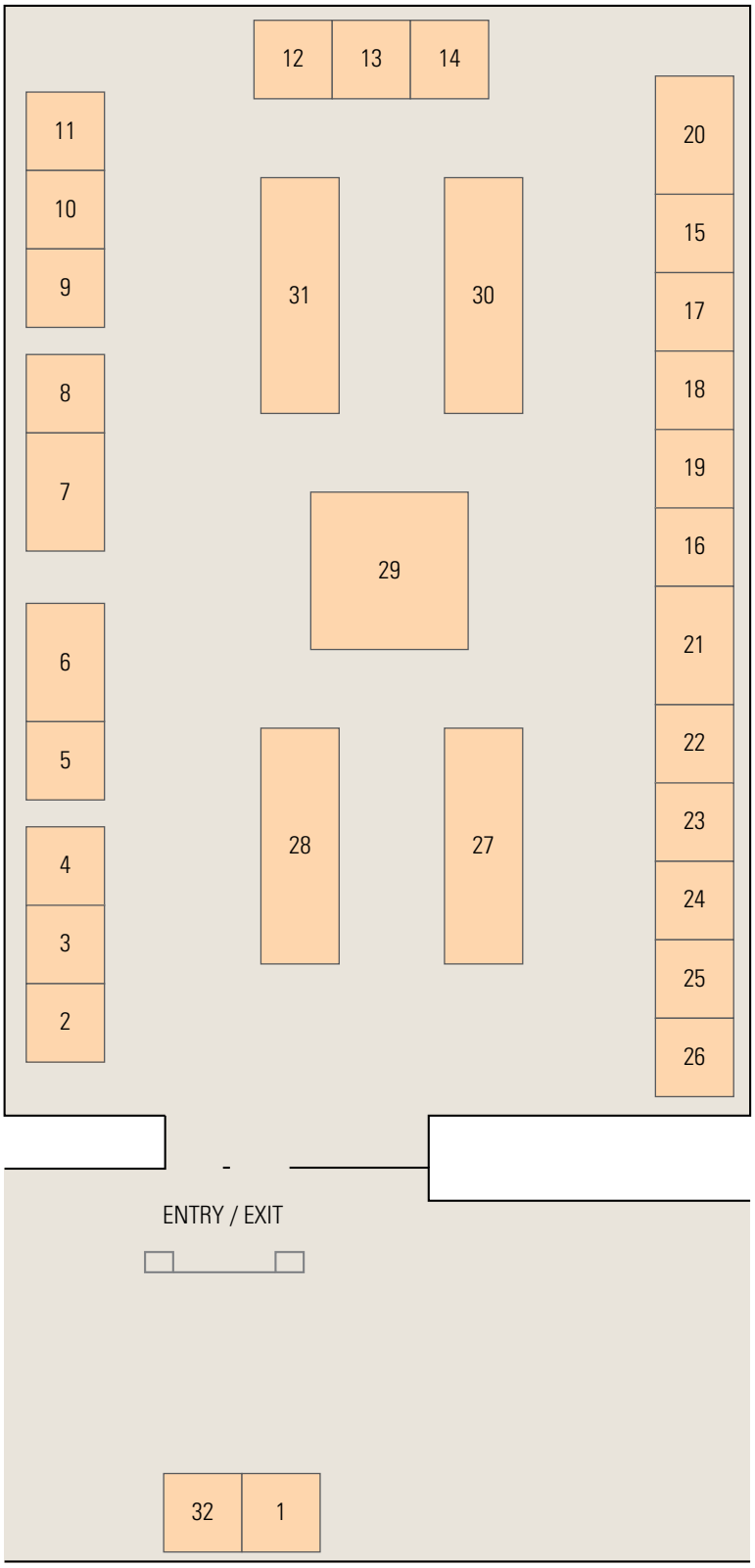

Booth	Company Name
31	Abbott
11	Abiomed
8	Acelity
10	Admedus
7	Advanced Biomedical
1	ANZSCTS Database
5	Australian Red Cross Blood Service
17	Avant Mutual Group
23	Baxter Healthcare
32	BD
18	Biotronik
22	DeSoutter Medical
16	Device Technologies
29	Edwards Lifesciences
27	Johnson & Johnson
24	Karl Storz Endoscopy Australia Pty Ltd
30	LivaNova Australia Pty Ltd
9	LMT Surgical
20	Majestic Opals
6	Maquet is now Getinge
25	Matrix Surgical
2	Maurice Blackburn Lawyers
12	Medela Australia
3	MediGroup EBI
28	Medtronic
15	Posthorax Australia
21	Reid Healthcare
4	Roche Diagnostics
13	Rymed Pty Ltd
26	Smith & Nephew Pty Ltd
19	Teleflex Medical Australia
14	Zimmer Biomet



Nurses Education Day

THURSDAY 16 NOVEMBER 2017

8:00am – 5:00pm

Meeting Room 203

8:00am Welcome
Rochelle Wynne

8:15am - 10:00am Session One: Trends in Contemporary Cardiothoracic Care

8:15am The Changing Spectrum of Adult Congenital Heart Surgery
Marco Larobina

8:45am Contemporary Trends in Aortic Surgery
Paul Bannon

9:15am Contemporary Trends in Thoracic Surgery
Shanda Blackmon

9:45am Practice Patterns in Contemporary Cardiothoracic Patient Care
Rochelle Wynne

10:00am - 10:30am MORNING TEA

10:30am - 11:00am Cardiac Ultrasound: Application and Anatomical Structures at Point of Care
Alistair Royse

11:00am - 1:00pm WET LAB: NURSES WET LAB
Meeting Room 210
MV Repair +/- Annuloplasty

Supported by Edwards

11:00am - 1:00pm Session Two: Hands On Workstations and Cardiac Advanced Life Support (CALS)

11:00am - 12noon Group A: Hands On / Group B: CALS

12noon - 1:00pm Group B: Hands On / Group A: CALS

Hands On Topics:
Sponsored by

Edwards: TAVI Crimping and Intuity Rapid Deployment Workstation

Johnson & Johnson: Wound Closure Dressings, Thoracic Stapling and Rib Fixation

Medtronic: AF ablation, Stabilisers

LivaNova: Perceval Valve Deployment

Abbott/St Jude: INR Monitoring, Mitra Clip Deployment, Mechanical Valves

1:00pm - 2:00pm LUNCH

2:00pm - 3:00pm Session Three: Thoracostomy Tube Management

2:00pm Pleurex Catheters; Acute Preparation for Ambulatory Care
Paula Nelson

2:20pm Digital Drains; Improving the Accuracy of Intercostal Catheter Output Monitoring
Jess Compton

2:40pm Criteria Led Removal of Thoracic Intercostal Catheters
Alicia McIntosh

3:00pm - 3:30pm AFTERNOON TEA

3:30pm - 4:50pm Session Four: Care of the Deteriorating Cardiac Surgical Candidate

3:30pm Communication in the Context of the Deteriorating Cardiac Patient
Matt Jackson

3:50pm The feasibility of MET Calls post Cardiothoracic Surgery
Rochelle Wynne

4:10pm Nurse Led ECMO
Jayne Sheldrake

4:30pm Trans-Aortic TAVI
Sally Kemp

4:50pm Closing Remarks

Pre-Congress Activities

THURSDAY 16 NOVEMBER 2017

8:00am - 12:45pm **AORTIC VALVE AND AORTIC ROOT RECONSTRUCTION SYMPOSIUM**
Meeting Room 204
Chairs: Adrian Pick and Paul Bannon

Supported by Edwards

8:00am The Evidence for Minimally Invasive Surgery
Silvana Marasco

8:15am Minimal Access AVR
Hugh Wolfenden

8:30am Update on the Perceval Valve Experience
Simon Moten

8:50am The Alternative Choice of Minimally Invasive Aortic Surgery – The Parasternal Approach
Kuan-Ming Chiu

9:05am Perfusion and Myocardial Protection Options for Minimally Invasive Surgery
Theo Kofidis

9:30am Intuity Sutureless Valve
Ian Nicholson

9:45am Managing Difficult Situations in Minimally Invasive AVR and when to Convert
Michael Borger

10:00am MORNING TEA

10:30am Aortic Valve Repair – Influence of the Valve Phenotype
Emmanuel Lansac

10:50am The Ross Procedure vs Aortic Valve Repair
Peter Skillington

11:05am TAVR Versus Conventional Surgery and Valve-In-Valve TAVR
David Holzhey

11:25am Long Term Results of Aortic Valve Leaflet Extension
Hyuk Ahn

11:40am Valve Sparing Root Reconstruction and its Role in Marfan's Syndrome
Duke Cameron

12noon Choosing the Correct Operation for Valve Sparing Root Replacement
Emmanuel Lansac

12:15pm Novel Ways of Teaching the David Procedure and Experience at RPAH
Paul Bannon

12:30pm Discussion – Which Technique and Where?

8:00am - 12:45pm **THORACIC SYMPOSIUM**
Meeting Room 209
Chair: Phillip Antippa

Supported by Johnson & Johnson MEDICAL COMPANIES

8:00am **Section 1** – Pulmonary Metastasectomy

8:15am Radical Therapy for Oligometastatic Disease – Where is our Evidence?
Stephen Barnett

8:45am Surgical Options for Metastasectomy and the Role of Lymph Node Dissection
Phillip Antippa

9:15am Emerging Competition – Is Stereotactic Radiation a Viable Alternative and if so When?
Shankar Siva

9:45am **Section 2** – Thymus Surgery

10:00am Staging update – TNM and Pathology
Alpha Tsui

10:15am Surgical Procedures for Thymectomy – Sternotomy to Robotic Approaches
Agasthian Thirugnanam

10:30am Thymectomy vs Thymomectomy – Is there a Role for Lesser Resection?
Morgan Windsor

11:00am Induction Strategies for Advanced Disease – What is the Role of Surgery in Stage 4 Disease?
Richard De Boer

11:30am **Section 3** – Mesothelioma

11:45am A Historical Perspective – What Have We Inflicted Upon our Patients?
Simon Knight

12:05pm Current Strategies to Maximise Palliation
Jacob McCormick

12:25pm Is there Hope? And is Surgery Part of the Cure for Mesothelioma?
Gavin Wright

Pre-Congress Activities THURSDAY 16 NOVEMBER 2017 (cont'd)

8:00am - 12:45pm **CONTROVERSIES IN THE AORTA AND ARCH SYMPOSIUM**
Meeting Room 208
Chairs: Sean Galvin and Siven Seevanayagam

Supported by Abbott

8:00am - 9:30am **1. Cannulation strategies and organ protection**

8:00am Monitoring and Avoiding Organ Injury in Complex Thoracic Aortic Surgery
Laurence Weinberg

8:15am Aortic Arch Surgery – A Perfusion Perspective
Bruno Marino

8:30am Choice of Cannulation Site for Complex Aortic Pathology
David McCormick

8:45am Minimally Invasive Aortic Arch Surgery
Tristan Yan

9:00am 3D Printing in Cardiovascular Surgical Simulation and Training
Andrew Choong

9:15am - 9:30am Panel Discussion / Questions

9:30am - 9:45am BREAK

9:45am - 11:15am **2. Extent of intervention in ATAAD**

9.45am Type A Aortic Dissection – KISS
Peter Tesar

10:00am Branch First Arch Replacement in ATAAD
Shoane IP

10:15am The Frozen Elephant Trunk in 2017
Tristan Yan

10:30am Total Aortic repair in ATAAD – Indications and Lesson Learnt from an Early Experience
Kes Wicks

10:30am - 10:45am Surgery for Type A Aortic Dissection – Should Everyone be Doing It?
David Haydock

10:45am - 11:15am Panel Discussion / Questions

11:15am - 11:30am BREAK



Ask us about Practitioner Indemnity Insurance.
To find out more, contact:

1800 128 268 avant.org.au

Avant mutual
by doctors for doctors

IMPORTANT: Professional indemnity insurance products are issued by Avant Insurance Limited, ABN 82 003 707 471, AFSL 238 765. The information provided here is general advice only. You should consider the appropriateness of the advice having regard to your own objectives, financial situation and needs before deciding to purchase or continuing to hold a policy with us. For full details including the terms, conditions, and exclusions that apply, please read and consider the policy wording and PDS, which is available at www.avant.org.au or by contacting us on 1800 128 268. 10-17/0811

Pre-Congress Activities THURSDAY 16 NOVEMBER 2017 (cont'd)

11:30am - 12:45pm **3. Extensive Aortic Interventions**

11:30am Aortic Surgery in Adult Congenital Heart Disease
Marco Larobina

11:45am Novel Endovascular Approaches to Chronic Dissection
Mark Brooks

12noon Visceral Hybrid Procedures for Extensive Thoracoabdominal Aortic Pathology
Andrew Choong

12:15pm Bleeding and Major Aortic Surgery
Peter McCall

12:30pm The Endovascular Management of Mycotic Aneurysms in Asia
Andrew Choong

12:30pm - 12:45pm Panel Discussion / Questions

12:30pm - 1:15pm LUNCH

8:00am - 12:45pm **CORONARY SURGERY SYMPOSIUM**
Meeting Room 207
Chairs: Philip Hayward and Alistair Royse

Supported by Medtronic Further, Together

8:00am Introduction

8:10am Medistim: Use, Validity and Benefit
Teresa Kieser

8:40am Medistim: False Reassurance and Limitations
Michael Vallely

9:00am Medistim Discussion

9:15am Role of FFR in Coronary Surgery
Dennis Wong

9:30am Clinical Outcomes and ANZSCTS Data: What do they mean?
Julian Smith

9:45am Are Arteries Really Better than Veins?
Philip Hayward

10:05am Is Patency what Matters? Clinical Outcomes and Patency Data
James Tatoulis

10:25am Full vs Strategic Incomplete Revascularisation
Teresa Kieser

10:45am - 11:15am MORNING TEA

PCI vs. Surgery in 2017

11:15am Update on Recent Trials, Guidelines and Cohort Studies
Michael Vallely

11:35am Hybrid Coronary Revascularisation
Theo Kofidis

11:55am State of the Art PCI: What's here, what's coming?
James Sapontis

12:15pm State of the Art Surgery: What's Here, What's Coming?
Theo Kofidis

12:30pm Discussion

8:30am - 12noon **WET LAB: MITRAL REPAIR**
Meeting Room 211
Chairs: Aubrey Almeida and Son Wan

Supported by LivaNova Health innovation that matters

8:30am Anterior Leaflet Augmentation
Taweesak Chotivatanapong

10:00am - 10:30am MORNING TEA

10:30am Use of Loop Chords
Trevor Fayers

11:15am Memo 3D Rechord Use
Son Wan

1:00pm - 5:30pm **COMPLEX MITRAL VALVE SURGERY SYMPOSIUM**
Meeting Room 204
Chairs: Aubrey Almeida and Trevor Fayers

Supported by LivaNova Health innovation that matters

1:00pm What is Complex Pathology?
Aubrey Almeida

1:15pm Valve Assessment – TEE
Helen Thomson

1:30pm Valve Assessment – Intraoperative
Trevor Fayers

1:50pm Repair Techniques – Resection
Phillip Spratt

2:05pm Repair Techniques – Artificial Chordae
Michael Borger

2:30pm Leaflet Measurement Technique
Hugh Wolfenden



Pre-Congress Activities THURSDAY 16 NOVEMBER 2017 (cont'd)

2:45pm — Post-Op Echo Assessment
Elli Tutungi

3:00pm - 3:30pm — AFTERNOON TEA

3:30pm — Set Up for Robotic Mitral Surgery
Simon Moten

3:45pm — Videoscopic Mitral Valve Surgery
Kuan-Ming Chiu

4:00pm — A New Technique for Chordal Repair
Prashant Joshi

4:10pm — Video Cases – Rheumatic Mitral Repair
Taweesak Chotivatanapong

4:25pm — Video Cases – Ischaemic MR
David Holzhey

4:40pm — Video Cases – Bileaflet Repair
Jeswant Dillon

4:55pm — Video Cases – Calcific Annulus
Masashi Ura

5:05pm — Discussion

1:30pm - 5:00pm — WET LAB: AORTIC VALVE REPAIR/VALVE SPARING AORTIC ROOT REPLACEMENT
Meeting Room 210

Supported by Edwards

1:30pm — Methods for Aortic Valve Repair
Emmanuel Lansac

3:00pm - 3:30pm — AFTERNOON TEA

3:30pm — Techniques for Valve-Sparing Root Replacement
Duke Cameron

1:30pm - 5:00pm — WETLAB: MINIMALLY INVASIVE VALVE AND CORONARY SURGERY
Meeting Room 211
Chairs: Theo Kofidis, Jayme Bennetts and Paul Bannon

Supported by Medtronic Further, Together

Minimally Invasive Coronary and Minimally Invasive Valves

1.30pm — Welcome and Workshop Overview – State of MI Surgery
Theo Kofidis

1.40pm — Group A – OPCAB (Standard and MI CABG)

(4 Simulation stations rotating, 20 minutes at each station)

- Coronary anastomosis – Vena-coronary anastomosis/vena-aortic proximal anastomosis
- BEAT S1 simulation – inter-suture distance, computations flow dynamics, economy of movement
  James Woods
- OPCAB simulator – Stabilisation, positioning for vessel access
- MI OPCAB simulator – Procedure in 20 steps, set-up, troubleshooting, hands-on practice
  Theo Kofidis

Group B – Minimally Invasive AVR and MVR

(4 Simulation stations rotating, 20 minutes at each station)

- MI AVR – Tactile skills of operation technique and access required for MI AVR on bovine heart
- MI MVR – Tactile skills of operation technique and access required for MI MVR on bovine heart
- MI MVR – Using Fehling simulator, manual skills of operation technique required for MI MVR

3.30pm — Groups switch to alternative stations:

(4 Simulation stations rotating, 20 minutes at each station)

Group A – Minimally Invasive AVR and MVR

Group B – OPCAB (Standard and MI CABG)

4.50pm — Review, Questions and Close
Theo Kofidis

5:00pm - 6:00pm — HEART LUNG CIRCULATION (HLC) SESSION
Meeting Room 208

"Reviewing the Review"

6:00pm - 9:00pm — WELCOME RECEPTION
Level 2 Foyer, Melbourne Convention and Exhibition Centre

Leading the Evolution

Advanced approach on a proven platform



EDWARDS INTUITY Elite
Valve System

Learn more: edwards.com/leadingtheevolution

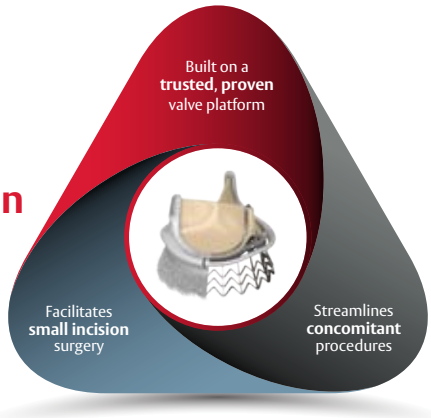

For professional use. See instructions for use for full prescribing information, including indications, contraindications, warnings, precautions and adverse events.

Edwards, Edwards Lifesciences, the stylized E logo, EDWARDS INTUITY and EDWARDS INTUITY Elite are trademarks of Edwards Lifesciences Corporation or its affiliates. All other trademarks are the property of their respective owners.

© 2017 Edwards Lifesciences Corporation. All rights reserved.

Edwards Lifesciences • Unit 2, 40 Talavera Road, North Ryde, NSW 2113 • edwards.com

Edwards



Scientific Program

FRIDAY 17 NOVEMBER 2017

8:00am - 8:20am **CONGRESS OPENING**
Melbourne Room 2

8:00am Welcome – ANZSCTS
Trevor Fayers

8:10am Welcome – ATCSA
Asit Baran Adhikary

8:20am - 10:00am **TECHNO PRACTICUM (TPC) – CURRENT BEST PRACTISE FOR CORONARY REVASCULARIZATION**
Melbourne Room 2
Chairs: Homayoun Jalali and James Tatoulis

8:20am A LIMA to LAD and Little Else Matters
Richard Chard

8:32am All Arterial Grafting No Matter What
Alistair Royse

8:44am How Should the Results of RAPCO Impact on CABG?
Philip Hayward

8:56am Total Arterial Revascularisation – The Canadian View
Teresa Kieser

9:08am Off Pump: Dead, Alive, Hibernation or Resurrecting?
John Brereton

9:20am Off Pump CABG in Australia in 2017
Michael Vallely

9:32am The Future of CABG Must Include Minimally Invasive and Hybrid
Theo Kofidis

9:44am Case Presentation and Debate: Which Graft for Who and How?
James Tatoulis

10:00am - 10:30am MORNING TEA
Melbourne Room 1

10:30am - 12:30pm **TECHNO PRACTICUM (TPC) – CURRENT BEST PRACTISE FOR ADULT AORTIC VALVE DISEASE**
Melbourne Room 2
Chairs: Paul Bannon and Peter Skillington

10:30am Aortic Valve Repair
Emmanuel Lansac

10:45am Rapid Deployment and Sutureless AVR
Michael Borger

11:00am Minimally Invasive AVR
Homayoun Jalali

11:15am Trans-Femoral TAVI, Where is it Going to Stop?
David Holzhey

11:30am Trans-Aortic TAVI: Is it Any Better than Surgical AVR?
Jayme Bennetts

11:45am Sternotomy AVR Will Remain the Gold Standard for the Forseeable Future
Peter Tesar

12noon Case Presentation and Debate: Who Should Have What and by Whom?
Paul Bannon

12:15pm Presentation – RACS President
John Batten

10:30am - 12:30pm **ESOPHAGEAL CANCER**
Meeting Room 204
Chairs: Gavin Wright and John Goldblatt

10:30am Current State of Oesophageal Cancer in Melbourne
John Spillane

10:50am Patient Reported Outcome Measures (PROMS) After Esophagectomy
Shanda Blackmon

11:10am Robotic Esophagectomy – What, How and Why?
Abbas El-Sayed Abbas

11:30am Complex Esophageal Reconstruction with SPJ
Shanda Blackmon

11:45am Neoadjuvant Therapy in Oesophageal Cancer
Michael Michael

Scientific Program FRIDAY 17 NOVEMBER 2017 (cont'd)

12noon — Total Gastrectomy with Partial Oesophagectomy Roux N Y Oesophagojejunosotomy for Adenocarcinoma Stomach and Lower Esophagus – Peshawar Experience of 478 Cases in 15 Years
Amer Bilal

12:10pm — Surgical Outcomes of Robot Assisted Minimally Invasive Versus Open Esophagectomy for Patients with Esophageal Squamous Cell Carcinoma: An Inverse Probability of Treatment Weighted Analysis
Byung Kwon Chong

10:30am - 12:30pm **CONGENITAL HEART SURGERY – NEONATAE AND INFANT**
Meeting Room 203
Chairs: Ian Nicholson and Le Ngoc Thanh

10:30am — Current Management in HLHS
Shunji Sano

10:45am — Surgical Management of Late Presenting D-Transposition of the Great Arteries
Krishna Iyer

11:00am — Approach to Management of Neonatal Ebstein's Anomaly
Christian Brizard

11:15am — Staged Decompression of the RV in Infants with PA/IVS
Shunji Sano

11:30am — Discussion

11:50am — Extremely Elevated BNP Predicts Poor Outcomes in Patients with Congenital Heart Disease?
Weidan Chen

12noon — Surgical Reconstruction for Congenital Tracheal Malformation
Huu Vinh Vu

12:10pm — Totally Endoscopic Cardiac Surgery for Partial Atrioventricular Septal Defect Repair Without Robotic Assistance
Huy Dang

12:20pm — Diagnosis Modalities and Repair Techniques of Anomalous Origin of The Left Coronary Artery from The Pulmonary Artery (ALCAPA) without Mechanical Assisted Device, Single Center Experience
Dicky Fakhri

12:30pm - 1:15pm LUNCH
Melbourne Room 1

1:15pm - 2:00pm **MINI-ORAL SESSION – THORACIC**
Meeting Room 204
Chairs: Gavin Wright and Young Tae Kim

1:15pm — Early Results of Excision of 306 Cases of Primary Chest Wall Tumors in 15 Year Period
Amer Bilal

1:20pm — Our Evaluation for the Limited Resection to the Lung Cancer more than 20mm in Diameter or including Solid Part in half or more Size of Tumor Diameter
Katsuo Kojima

1:25pm — Different Prosthetic Treatment Modalities for Chest Wall Reconstruction; Experience with 96 Patients
Dalokay Kilic

1:30pm — Surgery for Primary Tracheobronchial Neoplasms
Huu Vinh Vu

1:35pm — Peripheral Vascular Trauma: Review of 3000 Cases in Past 25 Years from June 1992 to June 2017
Anil Gupta

1:40pm — PEARS Procedure in Severe Pectus Excavatum
Josephine Mak

1:45pm — Pulmonary Metastectomy: A Consensus Statement
James Caristo

1:50pm — Primary Repair of Oesophageal Perforation, An Experience of 81 Cases
Amer Bilal

1:15pm - 2:00pm **TRANSFUSIONS TRIGGERS IN CARDIAC SURGERY – THE OUTCOME OF THE TRICS TRIAL**
Melbourne Room 2
David Mazer and Alistair Royse



Scientific Program FRIDAY 17 NOVEMBER 2017 (cont'd)

1:15pm - 2:00pm **MINI-ORAL SESSION – MIXED CARDIAC**
Meeting Room 203
Chairs: Robert Tam and Julie Mundy

1:15pm Aortic Root Surgery After Acute Type A Aortic Dissection Repair
Kyokun Uehara

1:20pm Long-Term Result of Aortic Valve Sparing Root Replacement Operation With Re-Implantation Technique (David Procedure)
Surin Woragidpoonpol

1:25pm Aortic Coarctation: About 40 Cases
Redha Lakehal

1:30pm Mortality from Cardiac Arrest after Cardiac Surgery – What can be done?
David McCormack

1:35pm Minimally Invasive Aortic Valve Replacement Surgery Through Manubrium-Limited Sternotomy Approach
Mohammad Hassan Nezafati

1:40pm The Use of Point of Care Testing for Monitoring of APTT in Patients Receiving Heparin Infusion is Not Safe
Timothy Surman

1:45pm Redo Aortic Valve Replacement: Risk Factors for Postoperative Morbidity and Long-Term Survival
Marina Tan

2:00pm - 3:30pm **LUNG CANCER – SESSION 1**
Meeting Room 204
Chair: Phillip Antippa and Young Tae Kim

2:00pm Ground Glass Opacities and Lung Cancer – A Surgical Update
Morgan Windsor

2:15pm Lung Ablation – SBRT vs Surgery?
Shanda Blackmon

2:30pm Robotic Surgery for Lung Cancer, What can it Add?
Abbas El-Sayed Abbas

2:45pm Is PET Always Required Before Lung Cancer Surgery?
Sean Grondin

3:00pm 3-port Thoracoscopic Segmentectomy for Primary Lung Cancer
Shinji Yuhara

3:10pm Long Term Survival After Surgical Resection for Lung Cancer in a Regional Centre: A 13 Year Experience
James Ross

2:00pm - 3:30pm **ATRIAL FIBRILATION SURGERY**
Melbourne Room 2
Chairs: Simon Moten and Hyuk Ahn

2:00pm The Pathophysiology of Atrial Arrhythmias
Andrei Catanchin

2:20pm Cox Maze Procedure and Current Results
Michael Yii

2:35pm Concomitant AF Treatment During Less Invasive Cardiac Surgery
Kuan-Ming Chiu

2:50pm VATS Bipolar Radiofrequency Ablation with a Modified Box-Lesion Technique
Zheng Zhe

3:05pm Hybrid Approaches for Atrial Fibrillation?
Adrian Pick

3:20pm The Case for Routine Management of the LA Appendage
Michael Vallely

2:00pm - 3:00pm **THORACIC WAR INJURIES**
Meeting Room 210
Amer Bilal

2:00pm - 3:30pm **ADULT CONGENITAL HEART SURGERY**
Meeting Room 203
Chairs: Richard Chard and Peter Skillington

2:00pm Approach to the Dilated Aortic Root in Repaired Conotruncal Defects
Krishna Iyer

2:20pm Reoperations in Adults Following Repair of AVSD
Richard Chard

2:35pm Surgical Management of Ebstein's Anomaly in the Adult
Peter Skillington

Scientific Program FRIDAY 17 NOVEMBER 2017 (cont'd)

2:50pm — Fresh Pericardial Valved Conduit for Reconstruction of Right Ventricular Outflow Tract in Tetralogy of Fallot with Pulmonary Stenosis or Pulmonary Atresia – Early Results
Akshay Chauhan

3:00pm — Single Surgeon Experience with the Ross Procedure for Treatment of Aortic Valve Disease
Stephanie Chan

3:10pm — Outcomes of Surgery for Infective Endocarditis in Children: A 30-Year Review
Brandon Khoo

3:20pm — Experience in Adolescent and Adult Congenital Cardiac Surgery over the First Decade of a New Program
William Shi

3:30pm - 4:00pm — AFTERNOON TEA
Melbourne Room 1

4:00pm - 5:30pm — RHEUMATIC HEART DISEASE AND SURGERY IN THE INDIGENOUS AUSTRALIAN POPULATION
Melbourne Room 2
Chairs: Bruce French and Tarmizi Hakim

4:00pm — Rheumatic Heart Valve Repair in Adults
Jeswant Dillon

4:15pm — Rheumatic Heart Surgery in Australia
Jayme Bennetts

4:30pm — Outcomes of Valve Replacement in Chronic RHD Patients Below 50 Years
Mohamed Ezani Taib

4:45pm — The Development of Cardiothoracic Surgery in Indonesia Towards the 40th Anniversary
Ito Puruhito

5:00pm — Myanmar Perspective of Cardiovascular Surgery
Khin Maung Lwin

5:10pm — Outcomes of Redo Valve Surgery in Indigenous Australians
Niamh Keenan

5:20pm — Practice of Thoracic and Cardiovascular Surgery at a Regional Referral Hospital in Kenya
Nikita Mehta

4:00pm - 5:45pm — LUNG CANCER – SESSION 2
Meeting Room 204
Chairs: Morgan Windsor and Agasthian Thirugnanam

4:00pm — Lung Cancer Genetics for Surgeons
Gavin Wright

4:15pm — Sincle Port VATS Atypical Segmentectomy and Subsegmentectomy
Yao Lin Tseng

4:30pm — Concurrent Surgery: Is it Justified?
Sean Grondin

4:45pm — Role of Surgery in Advanced Stage Lung Cancer
Young Tae Kim

5:00pm — Impact of Visceral Pleural Invasion on the Timing of Postoperative Recurrence in Non-Small-Cell Lung Cancer
Katsuya Watanabe

5:15pm — Retrospective Survival Analysis of 84 Patients with Multiple Pulmonary Metastases from Solid Tumors Treated by a 1318-NM Diode Laser Combined with Anatomic Lung Resection
Alexander Kern

5:30pm — Pulmonary Metastasectomy – Analysis of Survival and Prognostic Factors in 243 Patients
Francis Cheung

4:00pm - 5:45pm — CONGENITAL HEART SURGERY – VALVE SURGERY AND FONTAN
Meeting Room 203
Chairs: Peter Grant and Shunji Sano

4:00pm — Valve Repair in Infancy
Krishna Iyer

4:20pm — The Valve-Sparing Root Replacement in Pediatric Patients
Duke Cameron

4:40pm — The Fontan Future
Ajay Iyengar

4:55pm — Are Two Ventricles better than one in the Fontan Circulation?
Supreet Marathe



Scientific Program FRIDAY 17 NOVEMBER 2017 (cont'd)

5:05pm The "Treat to Close" Strategy in the Modern Era: The Outcomes of Repair Surgery in Adults Developing Severe Pulmonary Arterial Hypertension with Congenital Heart Disease
Ming Wui Tung

5:15pm The Results of 100 Extra-Cardiac Fontan Patients
Do Anh Tien

5:25pm Hybrid Procedure for Ventricle Septal Defect Closure, our Early Experience in Indonesia
Yan Efrata Sembiring

5:35pm Cost of Paediatric Heart Transplantation in Australia
Xin Tao Ye

5:45pm - 6:30pm **ANZSCTS ANNUAL GENERAL MEETING**
Melbourne Room 2

5:45pm - 6:30pm **MODERATED POSTER SESSION – CARDIAC**
Level 2 Foyer
Chairs: Jeswant Dillon, Andrew Cochrane and Theo Kofidis

5:45pm Post-Operative Cardiothoracic X-ray Protocols Deliver Low Clinical Yield and Results that are Not Cost Effective
Damian Gimpel

5:48pm Intra-Aortic Balloon Pumps: A Review of Institutional Usage and Complications of Use
Edward Wang

5:51pm Does Radial Artery Harvest adversely affect Forearm Blood Flow at Rest and Exercise?
Megan O'Donnell

5:54pm Preoperative Anaemia in Cardiothoracic Surgery
Benson Nardino

5:57pm Early Outcome Of Coronary Endarterectomy
Shanker Bhandari

6:00pm Surgical Outcomes of Cardiac Valve Infective Endocarditis
Chan-Young Na

6:03pm Aortic Root Surgery in Marfan Syndrome
Chan-Young Na

6:06pm Eleven-Year Outcomes after Isolated OPCAB Surgery at Bangkok Heart Hospital
Jamorn Udomkusonsri

6:09pm Combination of TEVAR and Open Surgery for Complex Aortic Disease
An Nguyen

6:12pm Is Double-Barreled Distal Anastomosis in Chronic descending Aortic Dissection with Reinforcement of Aortic Edge Justified?
Yoshiei Shimamura

6:18pm Interrupted Aortic Arch with Bicuspid Aortic Valve and Ascending Aortic Aneurysm in an Adult: A Case Report
John Andrew Yam

5:45pm - 6:30pm **MODERATED POSTER SESSION – THORACIC**
Level 2 Foyer
Chair: Calvin Ng

5:45pm Predictors of Long-term Survival after Recurrence in Completely Resected Non-Small Cell Lung Cancer
Jae-Ik Lee

5:51pm Surgical Options of Malignant Mesothelioma: A Single Center Experience
Seung Ri Kang

5:54pm False Positivity of FDG-PET/CT in Patients with Isolated Mediastinal Lymph Node Involvement with Extrathoracic Malignancies
Alper Findikcioglu

5:57pm Thorascopic Sympathectomy for Long QT Syndrome. Literature Review and Case Study
Timothy Surman

6:03pm Trend Analysis for the Choice and Cost of Lung Cancer Treatment in South Korea, 2003-2013
Dohun Kim

6:06pm Three-Port Thoracoscopic Bronchoplasty
Akira Kohno

6:09pm Evaluation of Thoracomyoplasty in Chronic Empyema Thoracis – An Institutional Experience
Anurag Rai

Trifecta™ Valve with Glide™ Technology* (GT)



DESIGNED FOR PEAK PERFORMANCE AND SMOOTH HANDLING

The Trifecta™ Valve with Glide™ Technology* (GT) is designed to combine the hemodynamics of the Trifecta™ Valve with ease of placement for challenging anatomies and increased radiopacity for future considerations.

ST. JUDE MEDICAL IS NOW ABBOTT

* Trifecta GT is not currently included in the ARTG and therefore cannot be supplied in Australia

Brief Summary: Prior to using these devices, please review the Instructions for Use for a complete listing of indications, contraindications, warnings, precautions, potential adverse events and directions for use.

Unless otherwise noted, indicates that the name is a trademark of, or licensed to, St. Jude Medical or one of its subsidiaries. ST. JUDE MEDICAL and the nine-squares symbol are trademarks and service marks of St. Jude Medical, LLC and its related companies.
© 2017 St. Jude Medical, LLC. All Rights Reserved.

St. Jude Medical Australia Pty. Limited.
17 Orion Road, Lane Cove, NSW 2066 Australia
Ph: +61 2 9936 1200

ANZ-TRF-1016-0006 I item approved for Australian use.

ST. JUDE MEDICAL



Scientific Program FRIDAY 17 NOVEMBER 2017 (cont'd)

6:12pm Surgical Resection of Lung Adenocarcinoma 20mm or Less in Diameter
Souichiro Suzuki

6:15pm Long-Term Result of Intentional Limited Resection for GGO Dominant Adenocarcinoma
Takehiro Watanabe

6:18pm Is it true that Thoracoscopic Surgery Causes Less Pleural Adhesion than Thoracotomy? – Comparison Between Cases of Second Surgery after Thoracoscopic Surgery and Thoracotomy
Naoko Kimura

6:21pm VATS Diaphragmatic Plication with Mesh Repair – A Novel Technique
Michelle Kim

SATURDAY 18 NOVEMBER 2017

7:15am - 8:15am **BREAKFAST SESSION – EDWARDS**
Meeting Room 203

Proudly supported by Edwards

7:15am Experience with TAVI in the USA and Germany – Different Systems and Approach
Michael Borger

8:15am - 10:00am **AORTIC VALVE SURGERY AND TAVI**
Melbourne Room 2
Chairs: Jayme Bennetts and Kenny Sin

8:15am How I Became a TAVI Surgeon
Chris Cole

8:30am How to Incorporate TAVI in Surgical Training?
Jayme Bennetts

8:45am TAVI in Low Risk Patients
William Wilson

9:00am Bicuspid Aortic Valve Repair According to the Aortic Phenotype
Emmanuel Lansac

9:15am Experience with the Intuity Valve
Andrew Newcomb

9:30am A Novel Technique for the Aortic Valve Leaflet Reconstruction Using Autologous Pericardium Guided by 3D Hologram Obtained from a New Workstation Visalius3D
Takeo Tedoriya

9:40am How to Overcome the Gap in Perception between the Ideal Implementation of Trans-catheter Aortic Valve Replacement and the Reality? Based on the Experience of Negotiations for Establishing a Guideline for Monitoring Trans-Catheter Aortic Valve Replacement in Korea
Sung Ho Shinn

9:50am Treatment of Pure Aortic Regurgitation Using a Novel Transcatheter Aortic Valve Implantation System – Chinese Experience
Da Zhu

8:15am - 10:00am **CURRENT TRIALS AND RESEARCH IN AUSTRALIA, NEW ZEALAND, AND ASIA**
Meeting Room 203
Chairs: Sean Galvin and Paul Bannon

8:15am Thoracic Surgical Research in Australia and New Zealand
Gavin Wright

8:35am ATACAS Trial
Paul Myles

8:50am IMPACT Study: Improving Coronary Grafy Patency with Postoperative Aspirin and Clopidogrel Versus Aspirin and Ticagrelor
Sean Galvin

9:05am Computational Fluid Dynamics in Complex Aortic Surgery
Andrew Choong

9:20am Early Identification of Renal Hypoxia as a Predictor of Acute Kidney Injury
Roger Evans

9:35am ANZSCTS Database Update
Livina Tran

9:50am The Functional Disability Questionnaire: Evaluation of the Psychometric Properties of a New Tool for Measuring Physical Function Following Cardiac Surgery
Katijjahbe Md Ali

Scientific Program SATURDAY 18 NOVEMBER 2017 (cont'd)

8:15am - 10:00am **GENERAL THORACIC**
Meeting Room 204
Chairs: Amer Bilal and Naveed Alam

8:15am 3D Printing for Complex Surgery
Shanda Blackmon

8:30am Hyperhidrosis Update
Sean Grondin

8:45am The Surgery of Cryptococcal and Melioid Infections in Northern Australia
Phil Carson

9:05am Innovation and a New Esophageal Anastomotic Device
Shanda Blackmon

9:20am Outcome of Surgical Management of Pulmonary Aspergilloma – An Experience of 720 Cases in 15 Years
Amer Bilal

9:30am Needlescopic Video-Assisted Thoracic bilateral Sympathicotomy for the Treatment of Primary Palmar Hyperhidrosis: An Analysis of 200 Cases
Xing Feng

9:40am Use of Decellularised Porcine Intestinal Submucosa Extracellular Matrix in Airway Reconstruction to Enable Lung-Sparing Oncological Surgery
Michelle Kim

9:50am Tracheal Resection and Reconstruction: Nishtar Experience of 56 Cases
Muhammad Kaleem Ullah

10:00am - 10:30am MORNING TEA
Melbourne Room 1

10:30am - 12:30pm **PERI-OPERATIVE CARE**
Melbourne Room 2
Chairs: Ash Hardikar and Rochelle Wynne

10:30am Readmission Following Cardiac Surgery: Does Inpatient Recovery Predict Readmission?
David McCormack

10:40am The Sternal Management Accelerated Recovery Trial (S.M.A.R.T) – Standard Restrictive Versus an Intervention of Modified Sternal Precautions Following Cardiac Surgery Via a Median Sternotomy: A Randomised Controlled Trial
Katijjahbe Md Ali

10:50am Urinary Hypoxia: An Intra-Operative Marker of Risk of Cardiac Surgery-Associated Acute Kidney Injury
Michael Z.L. Zhu

11:00am Sound Pressure Levels in Cardiac Recovery Units – An Invisible Harm
David McCormack

11:10am Long-term Follow Up Rates Post Cardiothoracic Surgery – The Need for a Centralised Clinical Data Portal in Each Health Service
Damian Gimpel

11:20am Motor Vehicle Driving After Cardiac Surgery Via a Median Sternotomy: Mechanical and Cognitive Considerations
Doa El-Ansary

11:30am The Recovery from Operation Quality Assessment System (ROQAS): A Novel Technology for the Real-Time Assessment of Recovery Following Cardiac Surgery
David McCormack

10:30am - 12:30pm **CARDIOTHORACIC TRAINING**
Meeting Room 204
Chairs: Julian Smith and Julie Mundy

10:30am Competency Based Education
Sean Grondin

10:50am Cognitive Errors and Their Impact on Decision-Making
Silvana Marasco

11:10am Surgical Training – Current and Future Trends
Stephen Tobin

11:35am Workforce Planning in Thoracic Surgery
Sean Grondin

11:50am Teaching Lung Ultrasound and Ultrasound-Guided Chest Drainage
Alistair Royse

12:05pm UK National Induction Programme for Higher Cardiothoracic Surgical Training – An Experience of Immersive Simulation Training
David McCormack

12:15pm Microsurgical Dexterity Tuition of Students and House Surgeons: A Necessary and Worthwhile Investment
Cheyaanthan Haran



Scientific Program SATURDAY 18 NOVEMBER 2017 (cont'd)

10:30am - 12:30pm **CURRENT TRIALS AND RESEARCH IN AUSTRALIA, NEW ZEALAND AND ASIA**
Meeting Room 203
Chairs: Sean Galvin and Andrew Cochrane

10:30am ICU-Led Trials and Collaborations with Cardiac Surgery
Rinaldo Bellomo

10:50am International Aortic ARCH Registry
Tristan Yan

11:05am Developing the PHysIC Database in New Zealand Cardiac Surgery
Shieak Tzeng

11:20am Stem Cell Therapy for HLHS and Single Ventricle: Results of a Phase 2 Trial
Shunji Sano

11:35am Myocardial Preservation in 2017 for Cardiac Surgery and Transplantation
Franklin Rosenfeldt

11:50am The Use of Small Intestinal Submucosa Extracellular Matrix (CorMatrix®) in Cardiovascular Surgery: A Systematic Review
Hajar Hasan Kheslat

12noon Evolution of Dynamic Chemical Imaging Towards Live Tissue Assessment During Surgery
Jaishankar Raman

12:10pm The Effect of Human Thymus Fat-Derived Mesenchymal Stem Cell on Myocardial Infarcted Rat Model
Junwoo Cho

12:30pm - 1:15pm LUNCH SESSION - AVANT
Meeting Room 203

Proudly supported by Avant mutual group

In-Depth Claims Data on Communication and Consent Issues

1:15pm - 2:00pm **MIN-ORAL SESSION – CARDIAC**
Melbourne Room 2
Chairs: Aubrey Almeida and Doug Wall

1:15pm Does the Use of Saphenous Vein Graft in Coronary Surgery Affect Patient Survival at Different Ages?
Zulfayandi Pawanis

1:20pm Management of Atrial Fibrillation after Cardiac Surgery
Joshua De Bono

1:25pm The Early Experiences with ECMO in Brunei Darussalam
Hong Sang Chua

1:30pm A Retrospective Comparative Study of 242 Consecutive Cases of Single Vessel LAD Disease Over 5 Years: PCI vs CABG
Prashant Kothari

1:35pm Cardiac Remodelling After Mitral Valve Procedure with Simultaneous Aortic Valve Surgery in CCIT: Repair or Replacement?
Sahaporn Wathanawanichakun

1:40pm Thrombosis of Heart Valve Prosthesis in Pregnant Women: About 24 Cases
Redha Lakehal

1:45pm Carcinoid Heart Disease: A Simple Pulmonary Valve Solution
David McCormack

1:50pm Results of False Lumen Status of Different Methods for Aortic Arch Treatment in Stanford A Aortic Dissection
Qing Zhou

1:15pm - 2:00pm **MINI-ORAL SESSION – CARDIAC**
Meeting Room 203
Chairs: Dick Bunton and Chris Cole

1:15pm SvO2 Predicts Short-Term Outcome in High Risk Cardiac Surgical Patients
Duc Hoang Doan

1:20pm Surgery of Cardiac Hydatid Cyst: About 26 Patients
Redha Lakehal

1:25pm Operative Results of Mitral Valve Repair and Replacement in Chronic Ischaemic Mitral Valve Regurgitation
Damian Gimpel

1:30pm Accuracy, Calibration and Clinical Performance of EuroSCORE II and ACEF Score in 53,472 Isolated Coronary Artery Bypass Surgery in Australia and New Zealand
Fabio Ramponi

1:35pm Non-Operative Management of Blunt Traumatic Thoracic Aortic Injury: Systematic Review and Meta-Analysis of 3,776 Patients
Tse Kiat Soong

Scientific Program SATURDAY 18 NOVEMBER 2017 (cont'd)

1:40pm — Short Intra-Aortic Balloon Pump in Preventing Potential Occlusion to the Celiac or Renal Artery in Asian Population
Nasir Syed

1:50pm — Prevalence and Impact of Iron Deficiency in Patients Undergoing Cardiac Surgery: An Indian Perspective
Surendra Agarwal

1:15pm - 2:00pm **MINI-ORAL SESSION – MIXED**
Meeting Room 204
Chairs: Ash Hardikar and Michael Byrom

1:15pm — Early Clinical Outcomes of TAP Using the New 3D Annuloplasty Ring, Tri-Ad
Woohyun Jung

1:20pm — Comparing Outcomes in Patients Undergoing CABG With and Without Using Internal Mammary Artery in Tertiary Care Hospital
Syed Shahabuddin

1:25pm — Comparative Study of Standard Median Sternotomy (SMS) vs Right Anterolateral Thoracotomy (RALT) for Mitral Valve Replacement
Hamid Ahmad

1:30pm — Prospective Non Randomised Comparative Study of Right Mini Thoracotomy Aortic Valve Replacement Between Suture Less and Sutured Pericardial Bio Prosthesis in Septuagenarian
Varissara Javakijkarnjanakul

1:35pm — Endoscopic Vein Harvesting at an Australian Public Hospital: Outcomes at the First Year
Jose Nadal

1:40pm — Branch First Aortic Arch Surgery – The Wellington Experience
Kamaraj Radhakrishnan

1:45pm — Microwave Ablation for Malignant Pulmonary Nodules: A Case Series
Marie Adrianne Pimentel

1:50pm — Comparison of Predictive Value of Pre-Operative and Immediate Post-Operative Proteinuria with Cardiac Surgery Associated Acute Kidney Injury (CSA-AKI)
Yeong Sing Lee

2:00pm - 3:30pm **THORACIC FREE PAPER SESSION**
Meeting Room 210
Chairs: Siven Seevanayagam and Riaz Anwar Khan

2:00pm — Rib Fixation for Trauma: A 15 year Experience
Felicity Meikle

2:10pm — Thoracic Impalement Injuries in a Single Trauma Center
Emmeline Elaine Cua

2:20pm — Validation of Thorax Trauma Severity Score Using Early Emergency Department Computed Tomography (MDCT 64 Slice/Multirow Detector)
Anurag Rai

2:30pm — Flail Chest Reconstruction: A Challenge: Review of 3000 Cases in Past 25 Years from June 1992 to June 2017
Anil Gupta

2:40pm — Factors Affecting Prosthetic Material Choice for Sternum Reconstruction After Resection; Experience with 30 Patients
Dalokay Kilic

2:50pm — Pneumonectomy for Benign Lung Disease: Peshawar Experience of 1053 Cases
Amer Bilal

3:00pm — Clinical Correlation Between Recurrence Rate of Primary Spontaneous Pneumothorax and Presence of Bullae in Chest Computed Tomography in the First Episode of Pneumothorax
Bongsuk Park

3:10pm — Space Oblitration for Failed Decortication an Experience of 804 Cases Over a Period of 15 Years
Amer Bilal

2:00pm - 3:30pm **HEART FAILURE AND TRANSPLANTATION**
Meeting Room 203
Chairs: Silvana Marasco and Prinya Sakiyalak

2:00pm — Update on Current Heart Failure Therapy
Angie Leet

2:15pm — Advances in Donor Heart Procurement
Kumud Dhital



Scientific Program SATURDAY 18 NOVEMBER 2017 (cont'd)

2:30pm Current Status and Results for Heart Transplantation
Adam Zimmet

2:45pm Heart Transplantation in Asia – Current Update
Tim Au

3:00pm ECMO for Primary Graft Failure in Cardiac Transplantation
Hergen Buscher

3:10pm DCD Heart Transplantation: An Update of Current Outcomes and Experience
Hong Chee Chew

3:20pm Quality of Life in Adult Survivors After Paediatric Heart Transplantation in Australia
Xin Tao Ye

2:00pm - 3:30pm **CARDIAC FREE PAPER SESSION**
Meeting Room 204
Chairs: Sean Galvin and Mohammed Aslam Hossain

2:00pm Do We Still Need Wall Suction for Chest Drainage?
Luca Barozzi

2:10pm Repair of Ischaemic Mitral Valve Regurgitation is Still a Valid Option with Good Outcomes
Mahmoud Abdelaziz

2:20pm Clopidogrel in Combination with Aspirin Improves Vein Graft Patency Following CAGS
Daniel Florisson

2:30pm Monocusp for Right Ventricular Outflow Tract Obstruction in Tetralogy of Fallot
Kingsfield Ong

2:40pm Change in Right Ventricular Volume and Function After Pulmonary Valve Replacement
John Brookes

2:50pm Limiting the Learning Curve for Pulmonary Endarterectomy: An Australian Single Centre Experience
Sarah Scheuer

3:00pm Comparison of Bioprosthetic and Mechanical Valve Replacement for Left-sided Infective Endocarditis
Sue Hyun Kim

3:10pm Urinary Oxygen Tension Versus Plasma and Urinary Biomarkers for Cardiac Surgery Associated Acute Kidney Injury
Andrew Martin

2:00pm - 3:30pm **YOUNG INVESTIGATOR'S AWARD – PATRICK PRITZWALD-STEGMANN YOUNG ACHIEVER'S AWARD**
Melbourne Room 2
Chairs: Trevor Fayers and Andrew Cochrane

2:00pm The iTAP Score to Predict Postoperative Survival of Patients Undergoing Surgical Pleurodesis
Jazmin Eckhaus

2:15pm Does the Ratio of Protamine to Heparin Impact Transfusion and Bleeding Following Cardiac Surgery?
Niamh Keenan

2:30pm Single Port-VATS vs Multi-Port VATS Multi-Institutional Single Surgeon Training Experience Comparison
Yaroslav Mayorchak

2:45pm Suction vs Non-Suction Drainage in VATS Lobectomy For Primary Non-Small Cell Lung Cancer
Sameer Thakur

3:30pm - 4:00pm AFTERNOON TEA
Melbourne Room 1

4:00pm - 5:50pm **CORONARY SURGERY**
Melbourne Room 2
Chairs: Allan James and Vivek Jawali

4:00pm No Touch Aorta with Total Arterial CABG
Kuan-Ming Chiu

4:15pm Minimally Invasive CABG
Mohamed Ezani Taib

4:30pm The Current Status of Coronary Artery Surgery in China: Data from the Chinese Cardiovascular Surgical Registry
Zheng Zhe

4:45pm Single Clamping During Off Pump Coronary Artery Bypass Grafting Reduces Post-Operative Stroke
Damian Gimpel

MEANINGFUL INNOVATIONS IN CARDIAC SURGERY



Open Pivot™
AP360™Aortic Mechanical Valve



Mitral and Tricuspid Repair
Physiologically-Based Solutions



Freestyle™
Aortic Root Bioprosthesis



Ti-cron™
Ideal Suture for Valve Replacement and Repair Procedures



CoreValve™ Evolut™ R
Transcatheter Aortic Valve Replacement System



TriStaple™ Technology
Stapling Solutions for Challenging Applications



HeartWare™ HVAD™
Full-support centrifugal VAD



Mosaic™
Porcine Bioprosthesis



© 2017 Medtronic. All Rights Reserved. www.medtronic.com.au
Medtronic Australasia Pty Ltd. 5 Alma Road, Macquarie Park NSW 2113

Medtronic



Scientific Program SATURDAY 18 NOVEMBER 2017 (cont'd)

4:55pm — New CAB? Coronary Surgery Without Saphenous Vein: Analysis of More Than 50,000 Patients
Alistair Royse

5:05pm — Preoperative Atrial Fibrillation Portends Poor Outcomes After Coronary Bypass Graft Surgery: A Systematic Review and Meta-Analysis
Akshat Saxena

5:15pm — Extended Endarterectomy is a Treatment Option for Diffuse Inoperable Left Sided Coronary Artery Disease
Damian Gimpel

5:25pm — Predictors of the In-Hospital Mortality after Coronary Artery Bypass Grafting – A Single Centre Experience
Mohammed Aslam Hossain

5:35pm — Innovating Today to Transform Tomorrow; A New Class of Resilient Tissue Valve Fills an Unmet Need in at-risk Patient Cohorts
Edwards Lifesciences

4:00pm - 5:45pm — RHEUMATIC HEART DISEASE IN CHILDREN AND ADOLESCENTS
Meeting Room 204
Chairs: Andrew Cochrane and Jeswant Dillon

4:00pm — Global Overview of Rheumatic Heart Disease
Andrew Cochrane

4:10pm — Repair of Rheumatic Valves in Children
Taweesak Chotivatanapong

4:30pm — Experience in Melbourne with Rheumatic Valve Repair
Christian Brizard

4:50pm — Rheumatic Valve Repair in Children – The Malaysian Perspective
Jeswant Dillon

5:10pm — Rheumatic Valve Experience in India
Krishna Iyer

4:00pm - 5:45pm — VAD SURGERY
Meeting Room 203
Chairs: Adam Zimmet and Mohammad Ezani Taib

4:00pm — Recent Advances in VADs
Silvana Marasco

4:20pm — Paracorporeal VAD as a Bridge to Manage Acute Heart Failure – Hong Kong Experience
Tim Au

4:35pm — Mini-Access VAD Implantation
Phillip Spratt

4:50pm — Challenges in LVAD Implantation in Malaysia
Mohamed Ezani Taib

5:05pm — Ventricular Assist Devices for the Failing Univentricular Circulation
Igor Konstantinov

5:20pm — Setting up a VAD Program in Asia
Isham Jaafar

5:30pm — Ambulatory Management of the VAD Patient
Courtney Duncan

4:00pm - 5:45pm — THORACIC FREE PAPER SESSION
Meeting Room 210

4:00pm — Transthoracic Heller's Myotomy for Achalasia: An Experience of 207 Cases Over 15 Years
Amer Bilal

4:10pm — 13 Year's Experience of Management of Corrosive Intake at Nishtar Hospital Multan
Iftikhar Khan

4:20pm — Cost Analysis of Pulmonary Lobectomies; Thoracotomy Versus Videothoracoscopy
Alper Findikcioglu

4:30pm — Bifid Stomach Tube; A New Conduit as Neo-Esophagus
Muhammad Kaleem Ullah

4:40pm — Outcome of Rib Fixation with Titanium Devices in Traumatic Fracture of Ribs in a Single Centre
Kazi Saiful Islam

4:50pm — Surgical Intervention in Treatment Failure Multidrug Resistant Tuberculosis: Experience of 162 Cases
Amer Bilal

5:00pm — A Novel Method to Stabilise Pectus Bars Using Sternal ZipFixTM
Harish Mithiran

5:10pm — Traumatic Diaphragmatic Rupture. Experience of 336 Cases Over 15 Years
Amer Bilal

7:00pm - 11:00pm — CONGRESS DINNER
National Gallery of Victoria

Scientific Program (cont'd)

SUNDAY 19 NOVEMBER 2017

8:30am - 10:00am **MINIMALLY INVASIVE THORACIC WORKSHOP**
Meeting Room 204
Chair: Phillip Antippa

Difficult Cases in Thoracic Surgery

8:30am Introduction
Phillip Antippa

8:40am Difficult Cases – Diagnosis
Calvin Ng

9:00am Difficult Cases – Imaging
Siven Seevanayagam

9:20am Difficult Cases – Videos
Naveed Alam

9:40am Difficlut Cases – New Technology Problems
Abbas El-Sayed Abbas

8:30am - 10:15am **AORTIC SURGERY FREE PAPER SESSION**
Melbourne Room 2
Chairs: Adrian Pick and Gerardo Manzo

8:30am Experience with the Axillary Artery as an Arterial Cannulation Site in Patients with Type A Aortic Dissection
Arpit Talwar

8:40am Long Term Results of Conventional Total Aortic Arch Replacement
Yoichi Kikuchi

8:50am Unilateral Versus Bilateral Antegrade Cerebral Perfusion: A Meta-Analysis of Comparative Studies
David Tian

9:00am Root Management Strategy in Stanford a Aortic Dissection: Reconstruction Rather than Replacement
Qing Zhou

9:10am Hybrid Surgery for Complex Aortic Dissecting Aneurysms
Tien Tran

9:20am Mid-Term Survival After Open and Endovascular Aortic Repair Procedures
Anna Tam

9:30am Upper Ministernotomy for the Treatment of Proximal Aortic Dissecting Aneuryms
An Nguyen

9:40am Warmer Circulatory Arrest Temperature Offers Superior Outcomes in Antegrade Cerebral Perfusion: A Meta-Analysis
David Tian

9:50am Hybrid Versus Conventional Surgery of Stanford A Dissection: Reintervention for the Distal Residual Aorta
Zanxin Wang

10:00am An Innovative Method for Treatment of Lesions of Aortic Arch and Desending Aorta
Wenxiang Jiang

8:30am - 10:15am **LUNG TRANSPLANTATION**
Meeting Room 203
Chairs: Emily Granger and Julian Gooi

8:30am Selection of Patients and Management of Lung Transplantation
Greg Snell

8:50am Current Surgery and Results for Lung Transplantation
Julian Gooi

9:05am Transmedics Ex-Vivo Lung Perfusion
Kumud Dhital

9:20am Lung Transplantation and Concomitant CABG
Emily Granger

9:35am Upper Limb Rehabilitation After Lung Transplantation (LTX) – A Randomised Controlled Trial
Louise Fuller

10:15am - 10:45am MORNING TEA
Melbourne Room 1

10:45am - 12:30pm **MINIMALLY INVASIVE THORACIC WORKSHOP**
Meeting Room 204
Chair: Phillip Antippa

The Future in Thoracic Surgery?

10:45am The Future – Instrumentation (Medtronic)

11:05am The Future – Instrumentation (Ethicon)

11:25am The Future Vision Systems

11:45am The Future – Robotics (Intuitive)

12:05pm Real Evidence in Thoracic Surgery
Sanjay Roy



Scientific Program SUNDAY 19 NOVEMBER 2017 (cont'd)

10:45am - 12:30pm **ECMO AND PERFUSION**
Meeting Room 203
Chairs: Emily Granger and Isham Jaaffar

10:45am Current Indications for VA and VV ECMO, and for ECPR
Aidan Burrell

11:00am Surgical Aspects of ECMO
Julian Gooi

11:20am CPR ECMO Cheer2 Trial Update
Hergen Buscher

11:35am Techniques for ECMO Cannulation
Aidan Burrell

11:50am The Role of Venting for ECMO
Emily Granger

10:45am - 12:30pm **MITRAL AND TRICUSPID VALVE SURGERY**
Melbourne Room 2
Chairs: Trevor Fayers and Kong Ye

10:45am Melbourne Experience with Percutaneous Mitral Valve Interventions
Robert Gooley

11:00am TAVR Valves for the Calcific Mitral Valve and Valve in Valve Procedures
David Holzhey

11:15am Management of Tricuspid Surgery – How Aggressive Should we be?
Aubrey Almeida

11:30am Surgical Experience of Paravalvar Leak After Mitral Valve Replacement
Hyuk Ahn

11:45am Comparison of Surgical Options in the Management of Ischaemic Mitral Regurgitation with Concurrent Coronary Artery Bypass Grafting
Fiona Doig

11:55am Surgical Treatment for Valvular Heart Disease and Pregnancy
Dung Van

12:05pm Triple Valve Surgery: Predicting and Preventing Mortality
Nicholas Brunger

#MY10YEARS

LivaNova
Health innovation that matters

Optimizing the surgical approach to Aortic Valve Replacement

PERCEVAL™

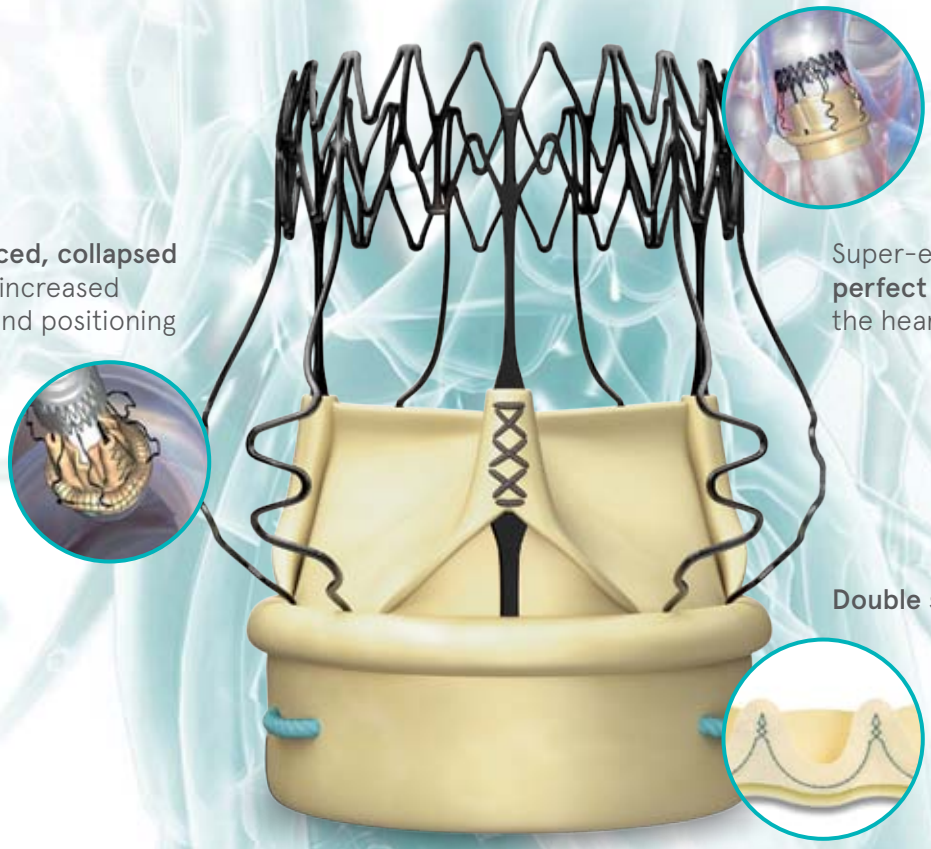

Unique, reduced, collapsed profile for an increased visualization and positioning

Super-elastic stent: **perfect aortic fit**, follows the heart movement

Double sheet design

Reducing the physiologic impact of operation

Easy, safe and reproducible procedures.

Perceval's distinctive design features provide excellent clinical outcomes and fast patient recovery. Perceval has the broadest follow-up in sutureless solutions with more than 10 years of clinical experience and over 6 years of published results. The Perceval sutureless valve has been implanted in more than 25,000 patients worldwide. To date over 190 publications demonstrate the excellent clinical results obtained with the device. The Perceval valve is approved for use in Europe, US and other international markets including Canada and Australia.

IM-00465 D

www.livanova.com

ETHICAL COLLABORATION IN HEALTHCARE CERTIFIED
Licensed by ABHI

ATCSA 2017
MELBOURNE



27TH ANNUAL CONGRESS OF THE ASSOCIATION OF THORACIC AND CARDIOVASCULAR SURGEONS OF ASIA

Venue Floor Plan

Level 2, Melbourne Convention and Exhibition Centre

- Industry Exhibition
- Plenary Sessions
- Registration Desk, Welcome Reception, Moderated Poster Sessions
- Speaker Support
- Business Meetings
- Nurses Education Day, Concurrent Sessions, Masterclasses
- Pre-Congress Symposium, Concurrent Sessions
- Pre-Congress Workshops & Symposiums
- Pre-Congress Wet Lab, ATCSA Council Meetings, Concurrent Sessions
- Pre-Congress Wet Lab



Location Map

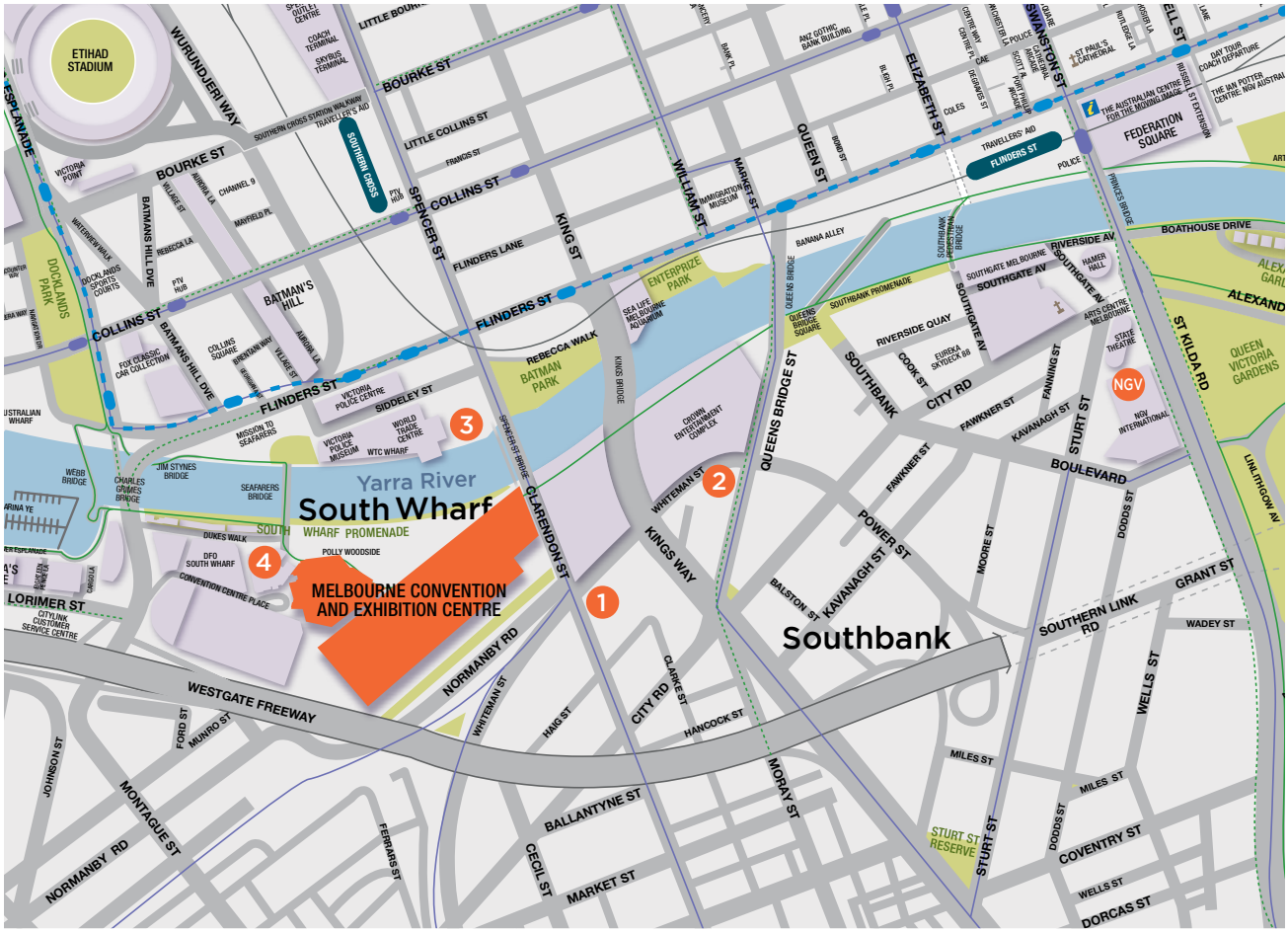

1. Crown Metropol Melbourne
2. Crown Promenade Melbourne
3. Crowne Plaza Melbourne
4. Pan Pacific Melbourne

NGV National Gallery of Victoria (Congress Dinner venue)



Notes



Notes

SAVE THE DATE

ANZSCTS

Annual Scientific Meeting 2018

8-11 November

Sofitel Noosa Pacific
Queensland, Australia

+61 3 9249 1273
anzsctsasm@surgeons.org
www.anzsctsasm.com

